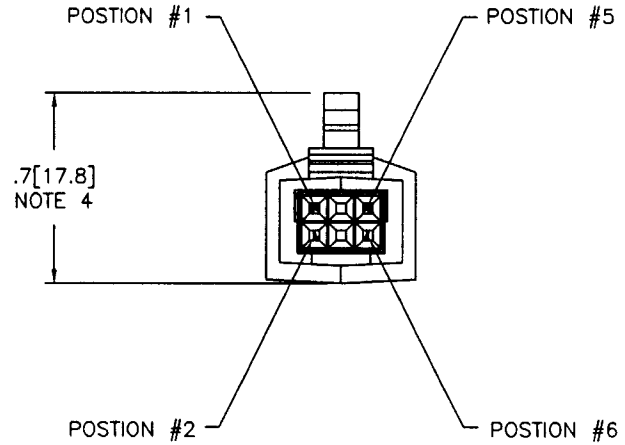
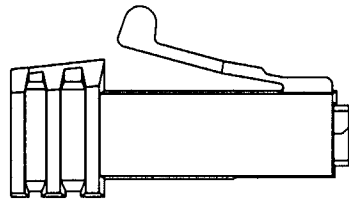
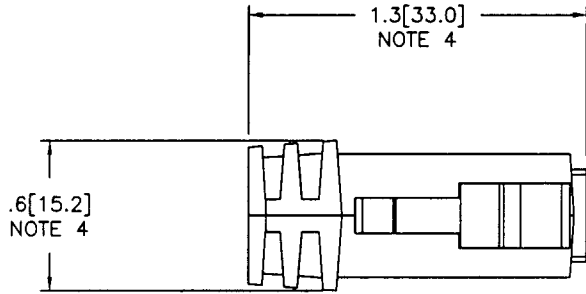


Tous droits strictement reserves. Reproduction ou communication a des tiers interdite sous quelque forme que ce soit sans autorisation écrite du propriétaire. Propriété de c FCI. Droits de reproduction FCI.

All rights strictly reserved. Reproduction or issue to third parties in any form whatever is not permitted without written authority from the proprietor. Property of FCI. Copyright FCI.



PRODUCT NUMBER
SEE SHT. 2



mat'l. code				tolerances unless otherwise specified		CUSTOMER COPY	Electronics www.fciconnect.com	
ltr	ecn no	dr	date	linear	.XX ±.01/.3			title
B	V90510	CGC	2/11/99		.XXX ±.005/0.13	INCH/MM		2x3 LATCH-N-LOK 360° SHIELDED
C	V91275	CGC	5/25/99		.XXXX ±.0020/0.05			PLUG CONN. KIT W/O PV'S
D	V91512	CGC	8/10/99	angles	0° ±2°	scale		product family LATCH-N-LOK
E	V91916	RGD	10/7/99	dr	R.G. Draggoo 4/29/98		1:1	size
F	V92065	RGD	10/29/99	enr	B.BRUBAKER 4/29/98	A		74902
G	V01017	TFG	5/15/00	chr	B.BRUBAKER 4/29/98			sheet
H	V01093	TFG	7/6/00	appd	B.BRUBAKER 4/29/98			1 of 3
sheet	revision	H	H	G				
index	sheet	1	2	3				

cage code
22526

ACAD

PDM: Rev:H

STATUS: Released

Printed: May 18, 2002

Tous droits strictement réservés. Reproduction ou communication à des tiers interdite sous quelque forme que ce soit sans autorisation écrite du propriétaire. Propriété de FCI. Droits de reproduction FCI.

All rights strictly reserved. Reproduction or issue to third parties in any form whatever is not permitted without written authority from the proprietor. Property of FCI. Copyright FCI.



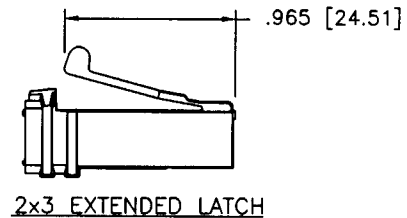
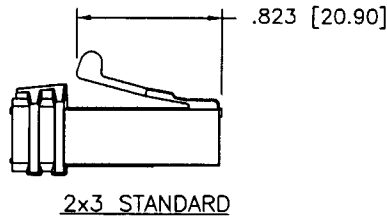
74902-6UVX

X EXTENDED LATCH OPTION

U	COLOR
01	LT GRAY
02	OFF WHITE
03	DK. GRAY
04	BLACK
05	SLATE GRAY
07	SILVER GRAY
08	PEARL WHITE
09	PEBBLE GRAY

EXAMPLE

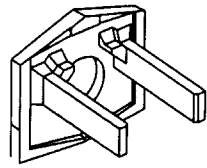
74902-607X-IS A 2X3 REAR EXIT PLUG IN SILVER GRAY WITH A CABLE EXIT HOLE SIZE OF .250[6.35] CABLE RANGE , ALSO WITH THE EXTENDED LATCH OPTION.



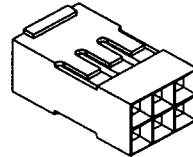
mat'l. code				tolerances unless otherwise specified		CUSTOMER COPY		Electronics FCI www.fciconnect.com			
ltr	ecn no	dr	date	linear	.XX ±.01/.3	projection		title			
H					.XXX ±.005/0.13			2x3 LATCH-N-LOK 360° SHIELDED		code	
					.XXXX ±.0020/0.051			PLUG CONN. KIT W/O PV'S		-	
				angles	0° ±2'	INCH/MM		product family LATCH-N-LOK			
				dr	R.G. Draggoo 5/12/98			size		sheet	
				engr	B.BRUBAKER 5/12/98			dwg no		2 of	
				chr	B.BRUBAKER 5/12/98			A		74902	
				appd	B.BRUBAKER 5/12/98	scale		1:1			
sheet index	revision sheet										

Tous droits strictement réservés. Reproduction ou communication à des tiers interdite sous quelque forme que ce soit sans autorisation écrite du propriétaire. Propriété de c FCI. Droits de reproduction FCI.

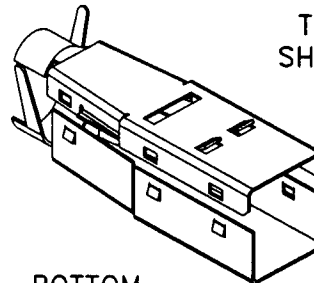
All rights strictly reserved. Reproduction or issue to third parties in any form whatever is not permitted without written authority from the proprietor. Property of FCI. Copyright FCI.



REAR CAP

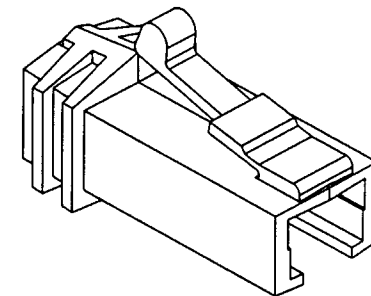


MINI LATCH HOUSING



TOP SHIELD

BOTTOM SHIELD



PLUG FRONT

NOTES:

1. EACH KIT CONTAINS ONE EACH OF THE FOLLOWING COMPONENTS
LATCH-N-LOK PLUG
LATCH-N-LOK END CAP
MINI LATCH HOUSING
360° SHIELD CANS.
2. COMPONENTS ARE BULK PACKAGED WITH 100 pcs. OF A COMPONENT PER BAG. PVC'S MUST BE ORDERED SEPARATELY.
3. MATERIALS USED: PLUGS AND CAPS ARE MOLDED IN POLYCARBONATE. THE MINI LATCH HOUSING ARE MOLDED IN NYLON. COLOR IS BLACK. THE SHIELD CAN IS 3/4 HARD BRASS PLATED WITH 2.5um MIN. BRIGHT TIN. 1.0um MIN. NICKEL UNDERPLATE.
- ④ DIMENSIONS ARE APPROXIMATE AND REFLECT PLUG IN UNLATCHED STATE.

mat'l. code		-		tolerances unless otherwise specified		CUSTOMER COPY		Electronics www.fciconnect.com	
ltr	ecn no	dr	date	linear	.XX ±.01/.3	projection	title	2x3 LATCH-N-LOK 360 SHIELDED	
G					.XXX ±.005/0.13		PLUG CONN. KIT W/O PV'S		
				angles	.XXXX ±.0020/0.051		INCH/MM	product family	LATCH-N-LOK
				dr	R.G. Draggoo 5/12/98	scale	A	74902	sheet
				enfr	B.BRUBAKER 5/12/98	1:1			3 of
				chr	B.BRUBAKER 5/12/98				
				appd	B.BRUBAKER 5/12/98				
sheet index	revision sheet								