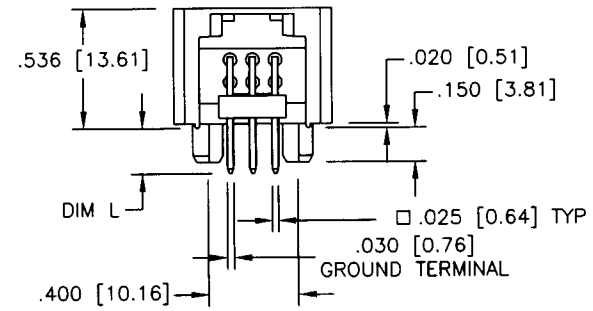
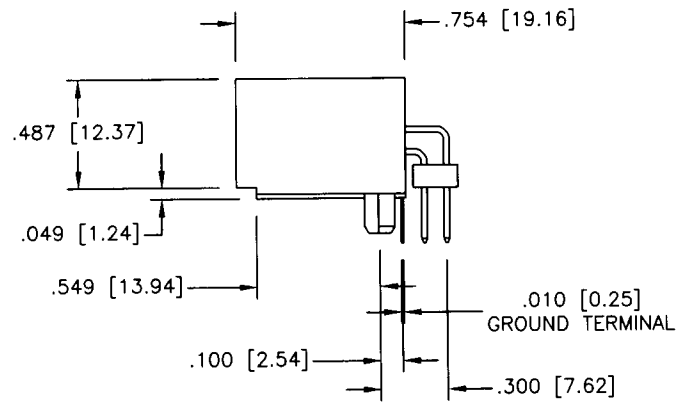
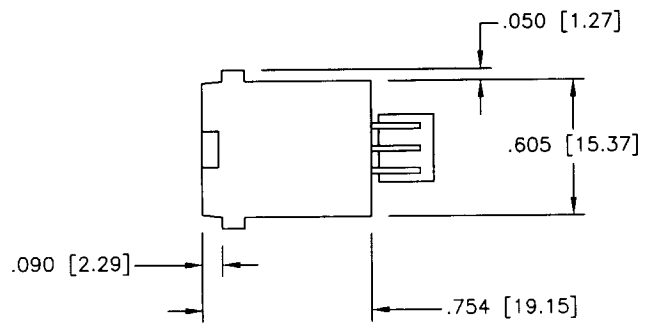


PRODUCT NO
SEE TABLE



mat'l. code				tolerances unless otherwise specified		CUSTOMER COPY	Electronics FCI www.fciconnect.com	
ltr	ecn no	dr	date	linear	.XX ±.01/3	projection 	title	
A		MRC	6/25/90		.XXX ±.005/0.13		2X3 LNL LOW PROFILE HEADER ASSEMBLY	
B		MRC	11/1/90	angles	.XXXX ±.0020/0.051	INCH/MM 	product family LATCH-N-LOK	
C	V 00432	TFG	2/22/00		0° ±2'		size dwg no	
D	V01703	TFG	7/21/00	dr	M.CORNMAN 6/25/90	scale 1:1	code	
E	V10987	TFG	2/27/01	engr	D.HORCHLER 6/25/90		sheet	
				chr	D.HORCHLER 6/25/90		1 of 2	
				appd	D.HORCHLER 6/25/90	A 78097		
sheet index	revision sheet	E	E					
		1	2					

cage code
22526

ACAD

PDM: Rev:E

STATUS: Released

Printed: Aug 17, 2002

Tous droits strictement reserves. Reproduction ou communication a des tiers interdite sous quelque forme que ce soit sans autorisation écrite du propriétaire. Propriete de c FCI. Droits de reproduction FCI.

All rights strictly reserved. Reproduction or issue to third parties in any form whatever is not permitted without written authority from the proprietor. Property of FCI. Copyright FCI.



Tout droits strictement reserves. Reproduction ou communication a des tiers
 interdite sous quelque forme que ce soit sans autorisation écrite du propriétaire.
 Property of FCI. Copyright FCI.



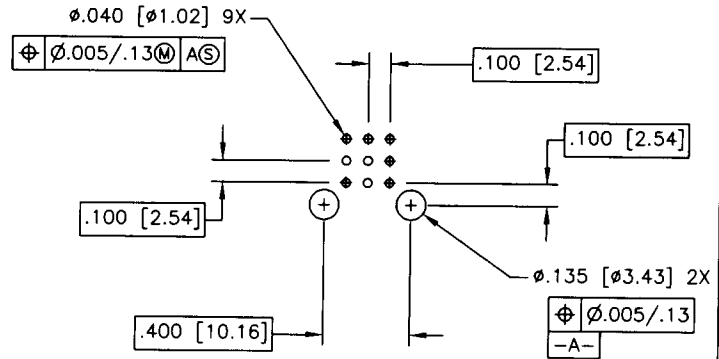
All rights strictly reserved. Reproduction or issue to third parties in any
 form whatever is not permitted without written authority from the proprietor.
 Property of FCI. Copyright FCI.

78097-XXX

	COLOR ④
1	70343 LT GRAY
2	80166 OFF WHITE
3	70634 DK GRAY
4	701 BLACK
5	70511 SLATE GRAY
7	70455 SILVER GRAY
8	80189 PEARL WHITE
9	70419 PEBBLE GRAY

	PLATING
0	30u" GXT
3	30u" AU OVER 50u" NI
5	50u" AU OVER 50u" NI

	PIN LENGTH
	DIM L
0	.200/5.08
1	.130/3.30



RECOMMENDED PCB LAYOUT

NOTES:

1. HEADER SHROUD
MAT'L: POLYCARBONATE.
94 V-0 RATED
2. GROUND CONTACT
MAT'L: COPPER ALLOY
PLATING: 100u"/2.54u TO 300u"/7.62 u 93/7 TIN/LEAD
3. SIGNAL CONTACT
MAT'L: COPPER ALLOY
PLATING: SEE TABLE
- ④ NUMBERS SHOWN ARE FOR G.E. LEXAN AND ARE FOR REFERENCE ONLY.
- ⑤ THIS ASSEMBLY U.L. APPROVED PER FILE E66906 VOL. 1, SEC 84 AND CSA APPROVED PER MASTER FILE LR46923.

mat'l. code				tolerances unless otherwise specified		CUSTOMER COPY		Electronics www.fciconnect.com		
ltr	ecr no	dr	date	linear	.XX ±.01/.3	projection INCH/MM scale 1:1	title		code	
E					.XXX ±.005/0.13		2X3 LNL LOW PROFILE HEADER ASSEMBLY			
				angles	.XXXX ±.0020/0.051		product family LATCH-N-LOK			sheet
				dr	M.CORNMAN 6/25/90		size	dwg no	2 of	
				enr	D.HORCHLER 6/25/90		A	78097		
				chr	D.HORCHLER 12/22/89					
				appd	D.HORCHLER 12/22/89					
sheet index	revision sheet									

cage code
22526

ACAD

PDM: Rev:E

STATUS: Released

Printed: Aug 17, 2002